








# Welcome to the 5th & 6th Grade Parent Academy!

Presented by Amanda Gilbert, Jessica Shaffer, & Amy Simmons

# Overview of Topics

---

-  What is Google Classroom?
-  How do I Access Google Classroom?
-  Navigating Google Classroom
-  Assignments
-  Google Meets

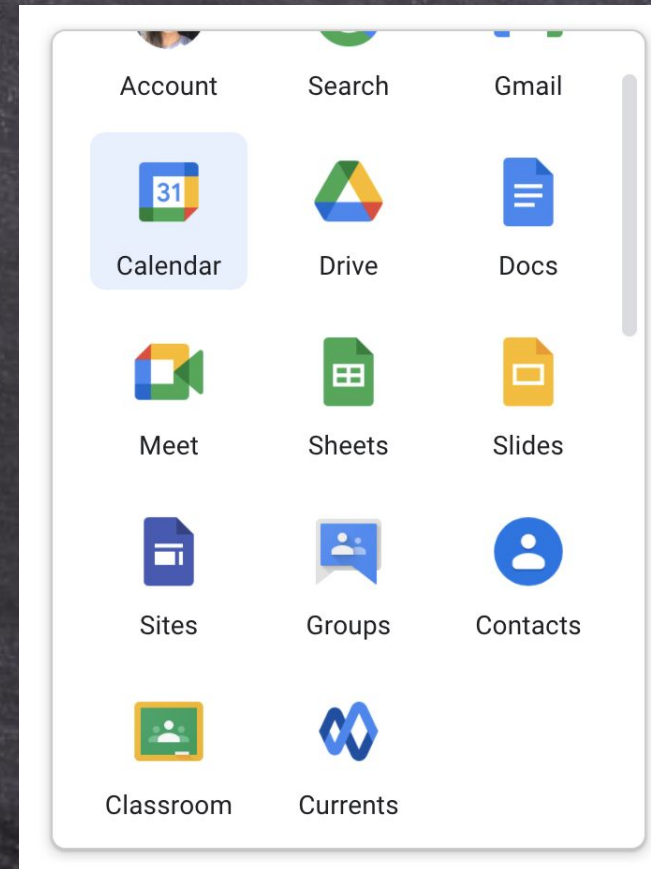

# What is Google Classroom?

- Google Classroom is a platform developed by Google for schools that aims to simplify the creation, distribution, and grading of assignments.
- The primary purpose of Google Classroom is to streamline the process of sharing paperless files between teachers and students.
- It is a great way for students and teachers to communicate and keep assignments organized.

# How do I Access Google Classroom?


There are a few ways you can easily access Google Classroom.

- Go to [www.google.com](http://www.google.com), click on the array at the top right of the screen, then choose the app. You will be prompted to login with an email account. (Use your child's school email.)



# How do I Access Google Classroom?

- When using a school issued chromebook, simply click on the Google Classroom App at the bottom of the chromebook.



- Go to [classroom.google.com](https://classroom.google.com), then sign in with your child's school email. EX: [smithjohn@laceyschools.org](mailto:smithjohn@laceyschools.org)
- Download the Google Classroom App on your smartphone, ipad, tablet, etc.

# Navigating Google Classroom

- You will start on the Classes page (Home page). You will find a to-do list for all classes and assignments here.
- Then select the classroom that you would like to enter.
- You will find a to-do list for all classes and assignments here.



The screenshot displays the Google Classroom interface. At the top, the 'Google Classroom' logo is visible on the left, and a user profile picture is on the right. Below the header, there are three navigation tabs: 'To-do', 'To review', and 'Calendar'. The 'To-do' tab is active, showing a list of four class cards. Each card has a title, a due date, and a list of assignments. The first card is for '5EG ELA 2020-21' with a due date of 'Monday' and an assignment 'CORRECTIONS SAVVAS Rainforest Food Cha...'. The second card is for '5EG Global Studies 2...' with a due date of 'Thursday' and an assignment 'US regions project'. The third card is for '5DR ELA 2020-2021' and the fourth is for '5DR Global Studies 2...'. Each card also features a small profile picture of Mrs. Garcia and a vertical ellipsis menu icon.

# Navigating Google Classroom

The array at the top right of the screen allows you to quickly access different Google Apps.

To return to the home/classes page, click on the three lines on the top left of any page. Then select the Classes button.

The screenshot shows the Google Classroom interface for a class named "Mrs. Gilbert (2) 5G 2020-2021". The page has a top navigation bar with "Stream", "Classwork", and "People" tabs. On the left, there is a hamburger menu icon. The main content area features a "Stream" section with a video player showing a classroom scene with a whiteboard that says "WELCOME 5G ELA". Below the video, there are sections for "Upcoming" (with a "View all" link), an "Announce something to your class" button, and a "y isn't it working" error message. At the bottom, it says "3 class comments". On the right side, the app menu is open, displaying icons for Account, Gmail, Drive, Classroom, Docs, Sheets, Slides, Calendar, Meet, Sites, and Contacts. A white arrow points to the hamburger menu icon, and another white arrow points to the app menu icon.

# Stream

The stream is located on the main page of a Google Classroom. It has a few different purposes.

- ★ Teachers can post a message to students and students can comment back
- ★ Teachers can share links and assignments in a post.
- ★ When teachers post assignments, they will appear in the stream.

The screenshot shows a section of a Google Classroom stream. At the top, there is a white rounded rectangle containing a teacher's profile picture, the text "Announce something to your class", and a refresh icon. Below this is another post from "Amanda Gilbert" to "11 students" at "9:39 AM". It includes a "Join link!" and a card for "Quizlet Live | Quizlet" with the URL "https://quizlet.com/live/2801...". Underneath is a comment input field with the placeholder "Add class comment..." and a send button. The bottom part of the screenshot shows the start of another post from "Amanda Gilbert" to "14 students" at "8:58 AM" with the text "Cohort A and Remote students, you should be on the Meet right now. Please join if you are not!".

The screenshot shows two assignment posts in a Google Classroom stream. The first post is from "Amanda Gilbert" to "21 students" at "8:49 AM", with the text "Amanda Gilbert posted a new assignment: Reading Log". The second post is from "Amanda Gilbert" to "7 students" at "8:43 AM", with the text "Amanda Gilbert posted a new assignment: Cause and Effect- Burgess Shale ...". Both posts feature a document icon on the left and a three-dot menu icon on the right.



# Classwork

The classwork tab is located at the top of the page in the center.

- ★ Classwork is the tab where all assignments can be found.
- ★ Teachers can organize the work in topics.
- ★ The "view your work" button is on the left.

Mrs. Gilbert (2) 5G 2020-2021  
5G

Stream **Classwork** People

View your work Meet Google Calendar Class Drive folder

All topics

- Weekly Schedule...
- 2/1-2/5 ELA
- RFFC
- 2/1-2/5 Global S...
- February Mor...
- Bathroom Sign O...
- 1/25-1/29 ELA
- 1/25-1/29 Globa...
- Weekly Schedule...

Weekly Schedule (February)

- 2/1-2/5 Weekly Assignment Overview & Goo... Posted Feb 1
- 2/1-2/5 ELA
- Comma Rules 1-4 Practice (Cohort A & Rem... Due Today
- RFFC Vocabulary Quiz (Cohort A & Remote) Due Today
- Text Feature Challenge (Cohort A and Remo... Due Today
- Cause and Effect- Red or Green (Cohort A ... Due Feb 2

# Assignments

When you choose "view your work", you will be taken to a list of your current assignments. It will let you know what work is turned in and what is missing.

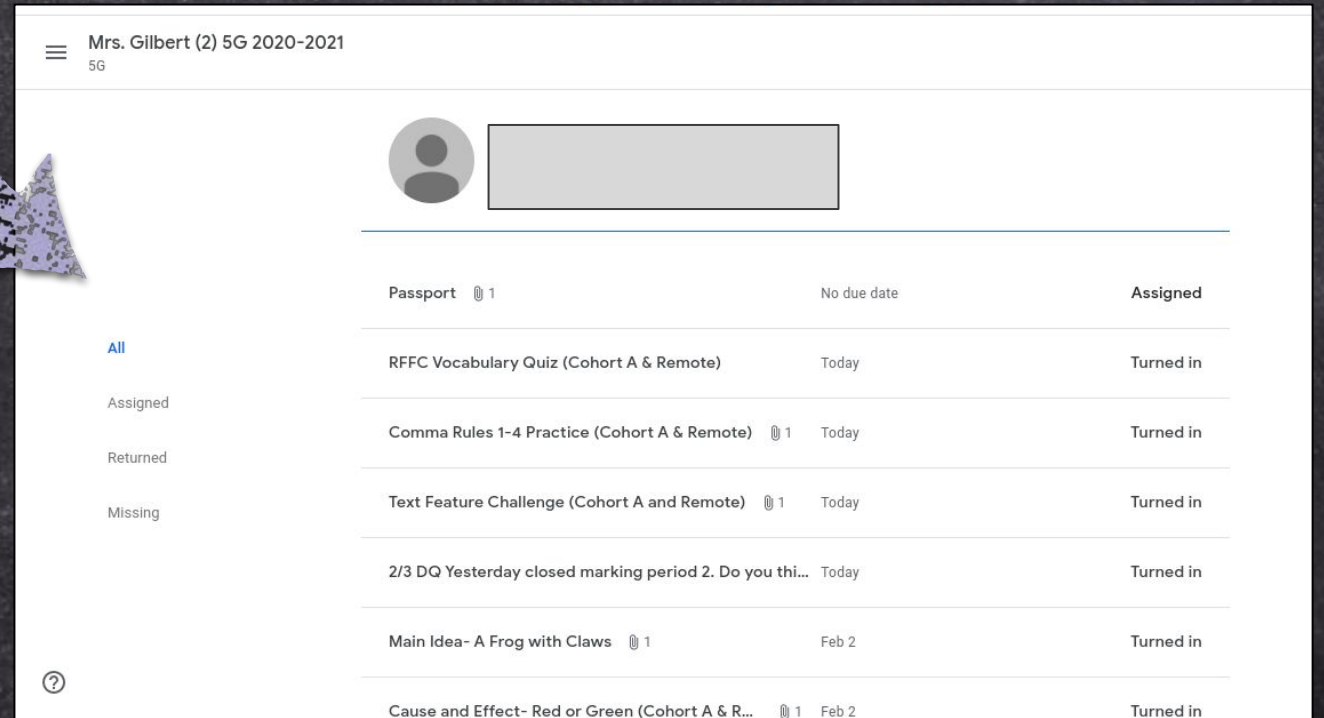
The assignments are further broken down into four categories:

**All**- list of all assignments

**Assigned**- current work to be done

**Returned**- this means it has been graded or needs to be fixed and resubmitted

**Missing**- never turned in



Mrs. Gilbert (2) 5G 2020-2021			
5G			
User Profile			
Passport	1	No due date	Assigned
<b>All</b>	RFFC Vocabulary Quiz (Cohort A & Remote)	Today	Turned in
Assigned	Comma Rules 1-4 Practice (Cohort A & Remote)	1 Today	Turned in
Returned	Text Feature Challenge (Cohort A and Remote)	1 Today	Turned in
Missing	2/3 DQ Yesterday closed marking period 2. Do you thi...	Today	Turned in
	Main Idea- A Frog with Claws	1 Feb 2	Turned in
	Cause and Effect- Red or Green (Cohort A & R...	1 Feb 2	Turned in

# Assignments

- ★ Upcoming assignments (within the week) will also be posted in a small window on the main page of the Google Classroom.

Mrs. Gilbert (2) 5G 2020-2021  
5G

Stream Classwork People

Mrs. Gilbert (2) 5G 2020-2021  
5G

Meet link <https://meet.google.com/lookup/gkwqwmtly25>

WELCOME 5G  
ELA

Upcoming

Due Friday  
RFFC Study Guide- Test Fri...

[View all](#)

Announce something to your class

y isn't it working

3 class comments

SLIDESMANIA.COM

# Submitting Assignments

## How do students submit an assignment?

- ★ First click on the assignment and select "view assignment".
- ★ Then, students should complete any work in the "your work" section on the top right.
- ★ Once work is completed, students should select the "turn in" button.
- ★ Any private comments are found just below the turn in button.

The image shows a screenshot of a Google Classroom assignment page. The assignment is titled "November Current Event" by Erin Garcia, dated Nov 18, 2020, and is worth 3 points. The instructions are: "Choose ONE article from a link below. Read the article. Then, complete the current event page in the Google Slide link." There are three article links: "Kid Reporters' Notebook | S...", "TIME for Kids | Articles", and "DOGO News - Kids news art...". Below the links is a "Class comments" section with an "Add class comment..." input field. On the right side, there is a "Your work" section, which is highlighted with a yellow box. This section shows the assignment is "Assigned" and contains a card for "Erin Garcia - Curr... Google Slides" with a close button (X). Below the card are buttons for "+ Add or create" and "Turn in". Below the "Your work" section is a "Private comments" section with an "Add private comment..." input field and a submit button (▶). A magnified view of the "Your work" section is shown below the main screenshot, with a blue arrow pointing from the magnified view to the "Turn in" button in the main screenshot.

# Assignment Grades

---

## A FEW THINGS TO KNOW!

- ★ Please make sure your child has completed the assignment before hitting "Turn in". It is very common for teachers to receive blank assignments.
- ★ Although teachers have the option of grading assignments through Google Classroom, that does not mean the feature has to be utilized.
- ★ If the teacher chooses to use it, they will return the assignment and you will be able to view the grade.
- ★ If they do not grade the assignment through Google Classroom, the grade will be posted in the gradebook on Parent Portal.
  - You need to have your login and password to access this site.

# Google Meets

There are a few different ways a student can access their Google Meet with their teacher.

One way is to simply click on the "Meet link" at the top of the classroom page. Each classroom has its own meet link.

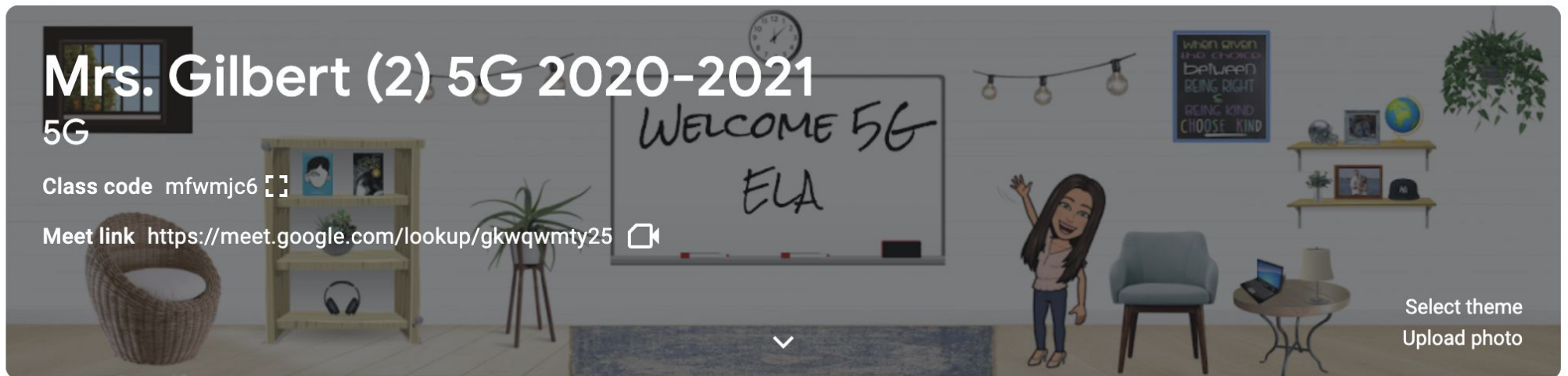


**Mrs. Gilbert (2) 5G 2020-2021**

5G

Class code `mfwmjc6`

Meet link <https://meet.google.com/lookup/gkwqwmtly25>



# Google Meets

Teachers might also post the meet link in the classroom stream, or within an assignment. Students will just click on the link and it will bring them to the meet.

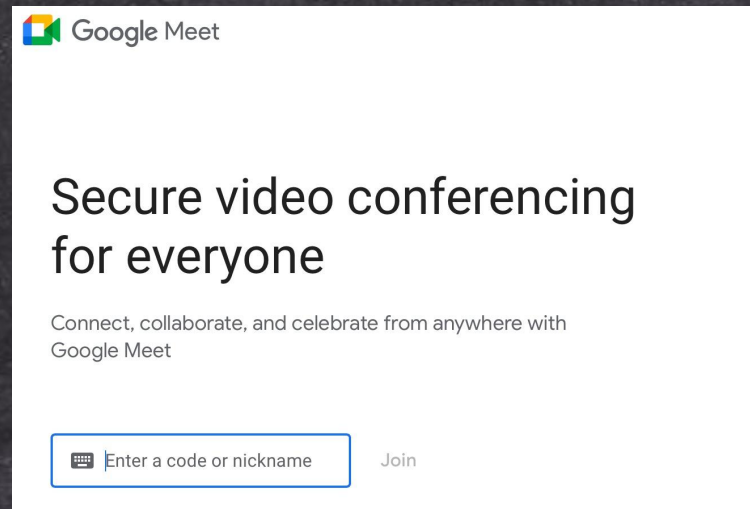


A screenshot of a Google Classroom post. At the top left is a circular profile picture of a woman. To its right, the name "Amanda Gilbert" and the time "10:05 PM" are displayed. On the far right is a vertical ellipsis menu icon. Below the header is the text "Join the meet!". Underneath is a white rounded rectangular card containing the Google Meet logo on the left and the text "Class video meeting" followed by a truncated URL "https://meet.google.com/hm..." on the right. At the bottom of the post is a comment input area with a small profile picture on the left, the placeholder text "Add class comment...", and a right-pointing arrow icon on the right.

# Google Meets

Teachers may also choose to use a nickname to start a class meet.

1. Go to [meet.google.com](https://meet.google.com) or click on the meet icon.
2. Click on "Using a meeting code" and type in the meeting name provided by your teacher.






# **\*IMPORTANT\***

---

Every teacher uses Google Classroom differently! Take time to learn how your child's teacher utilizes the Google Classroom to best help your child at home.



Q & A

What questions do you have for us about  
Google Classroom?



Please email us with any  
questions you may have!

[agilbert@laceyschools.org](mailto:agilbert@laceyschools.org)  
[jshaffer@laceyschools.org](mailto:jshaffer@laceyschools.org)  
[asimmons@laceyschools.org](mailto:asimmons@laceyschools.org)

# Lacey Township School District

200 Western Blvd, Lanoka Harbor, NJ 08734  
Main Office: 609-971-2000

## Welcome to the Parent Portal

Username  
Password

**Sign in**

Remember Me

[Forgot Password?](#)







Translate:  
 Select Language ▼

© Realtime Information Technology

# Parent Portal

# Overview of Topics

---

-  What is Parent Portal?
-  How do I Access Parent Portal?
-  Navigating the Portal
-  What can I find on the Portal?
-  How often should I log on?
-  Google Classroom vs Parent Portal (Gradebook)

# What is Parent Portal?


- Parent Portal is a platform developed by Realtime for schools to use to give parents digital access to a variety of valuable information.
- The primary purpose of Parent Portal is to streamline the process of sharing paperless grades between teachers and students.
- It is a great way for students and parents to stay up to date on their child's academic progress.


# How do I Access Parent Portal?


Go to Mill Pond's homepage, [www.laceyschools.org/Domain/3220](http://www.laceyschools.org/Domain/3220). Then click on the white check mark in the red banner across the top of the page.





HOME About MPS Students Parents Staff


 **Mill Pond Elementary School**  
A Tradition of Pride - A Tradition of Excellence


Search Our Site 


 New Student Registration


 Staff Directory


 Savvas


 Parent Portal

 Keyboarding


 Google Classroom

 Gmail

 Alumni

 Mill Pond Elementary School  
CONGRATULATIONS  
TEACHER OF THE YEAR  
MRS SAVAGE

Mill Pond Elementary School  
Teacher of the Year  
Lori Savage

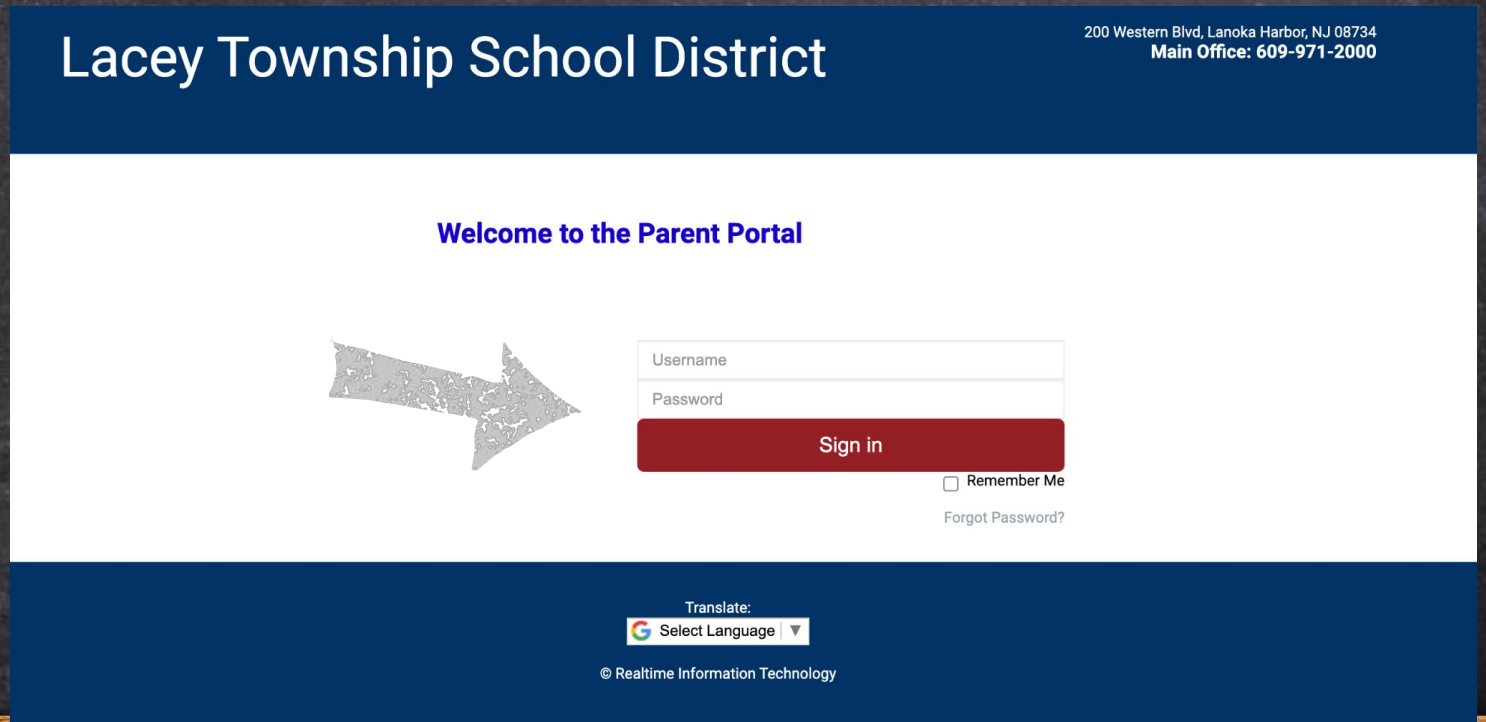
 **COVID-19  
INFORMATION**  
2021-2022

# How do I Access Parent Portal?

Next, you will type in your username and password.

\*You were given an initial username and password from the school. You are able to change both the username and password after you first login.

\*If you ever forget your login information, you must contact the secretaries in the main office. The teacher can not assist you with this.



The screenshot shows the login interface for the Lacey Township School District Parent Portal. At the top, the district name and contact information are displayed. The main heading reads "Welcome to the Parent Portal". A large grey arrow points to the login form, which includes fields for "Username" and "Password", a red "Sign in" button, a "Remember Me" checkbox, and a "Forgot Password?" link. At the bottom, there is a "Translate:" section with a "Select Language" dropdown menu and a copyright notice for Realtime Information Technology.

Lacey Township School District

200 Western Blvd, Lanoka Harbor, NJ 08734  
Main Office: 609-971-2000

Welcome to the Parent Portal

Username

Password

Sign in

Remember Me

[Forgot Password?](#)

Translate:  
Select Language

© Realtime Information Technology

# Navigating the Portal

-This is your welcome screen.

-The list on the left breaks down the information that you are able to access through Parent Portal.



The screenshot shows the Lacey Township Middle School Parent Portal. At the top, the school name is on the left, and the address and phone number are on the right. Below this is a navigation bar with a menu on the left and student information on the right. The main content area features a welcome message and a list of services.

**Lacey Township Middle School** 660 Denton Avenue, Forked River, NJ 08731  
Main Office: 609-242-2100

**MENU**

- Homepage
- Schedule
- Daily Attendance
- Gradebook
- Progress Reports
- Grades
- Food Services
- Meal Application
- Parent Questions
- Contacts
- Documents

Grade: 07  
Counselor: [Redacted]  
Student ID: [Redacted]  
Attendance: [Redacted]

## Welcome to the Lacey Township Middle School Parent Portal

Parents,

Welcome back to the 2021-22 school year! Please check back regularly for information and updates which will be made available once ready.

Thank you!



# Daily Attendance

-The Daily Attendance tab keeps you up to date on your child's attendance.

Cedar Creek Elementary School

220 Western Blvd., Lanoka Harbor, NJ 08734-0313  
Main Office: 609-971-5850



## MENU

- Homepage
- Daily Attendance
- Grades
- Food Services
- Meal Application
- Parent Questions
- Contacts
- Documents
- District Info
- Transportation
- Correspondence

Counselor:

Grade: 02

Student ID:

HR Teacher:

Attendance: Remote

## ATTENDANCE

2021-2022

Attendance Code	Summary
Remote	7
Absent-Unexcused	2

Attendance Date	Day	Attendance Description	Time
09/30/2021		Remote	
09/29/2021		Remote	
09/28/2021		Remote	
09/27/2021		Remote	
09/24/2021		Remote	

# Gradebook

-The **Gradebook** tab is where you can find your child's current assignment grades and current grade averages.



**MENU**

- Homepage
- Schedule
- Daily Attendance
- Gradebook**
- Progress Reports
- Grades
- Food Services
- Meal Application
- Parent Questions
- Contacts
- Documents

Counselor: [ ] Attendance: Remote

**DOCUMENTS** 2021-2022

District Documents	Date Acknowledged
<a href="#">2021-22 Student Handbook</a>	8/25/2021
<a href="#">Dress Code Policy</a>	
<a href="#">ESSA 2021-22</a>	
<a href="#">Health History Questionnaire</a>	
<a href="#">LTMS Block Bell Schedule</a>	
<a href="#">Parent Guardian Release Form</a>	
<a href="#">PTC Membership Form</a>	
<a href="#">Sudden Cardiac Death in Young Athletes</a>	

# Gradebook

-Click on the course/class whose assignments you want to view.

Teachers are given one week to grade assignments and then post them on the Portal.

Please keep in mind that this time period does not include all of the unforeseen elements that arise, so teachers are sometimes delayed.

Please always reach out to the teacher if you have questions regarding grades.

GRADEBOOK		
Marking Period: 1 ▾		
Course Title	Current Average	Teacher(s)
English Language Arts 7 - Honors 0172 / 01	<input type="text"/>	<input type="text"/>
Science 7 0471 / 06	<input type="text"/>	<input type="text"/>
PE/Health 0670 / 09	<input type="text"/>	<input type="text"/>
Algebra 1 Honors 7th Grade A137H / 01	<input type="text"/>	<input type="text"/>

# Gradebook

Keep in mind that one low grade in the beginning of the year will greatly impact the average because there are only a few grades. As the marking period progresses, more grades will be entered and it will help even the average out.

\*If you see a blank grade, it has not been entered into the gradebook yet. Assignments that are missing or incomplete will be identified as such (MIS or INC).

## Example of a class's gradebook

GRADEBOOK			
English Language Arts 7 - Honors (0172 / 01)			
MP 1 Average: 100 / 100.38			
Assignment Title	Due Date	Grade	Total Points
<b>Homework / Classwork - 20%</b>			
> BP notes	09/17/2021		
> EdPuz1	09/24/2021		
> Vocab1-5	09/29/2021		
<b>Test / Major Assessments - 50%</b>			
> BioPoem	09/17/2021	100	
<b>Quiz / Minor Assessments - 30%</b>			
> TangDJ	09/09/2021	101	

# Progress Reports

-The **Progress Reports** tab contains the report that teachers complete halfway through each marking period. They can also request conferences at that time if they have concerns.



**MENU**

- Homepage
- Schedule
- Daily Attendance
- Gradebook
- Progress Reports**
- Grades
- Food Services
- Meal Application
- Parent Questions
- Contacts
- Documents

Counselor:

Attendance: Remote





**DOCUMENTS** 2021-2022

District Documents	Date Acknowledged
<a href="#">2021-22 Student Handbook</a>	8/25/2021
<a href="#">Dress Code Policy</a>	
<a href="#">ESSA 2021-22</a>	
<a href="#">Health History Questionnaire</a>	
<a href="#">LTMS Block Bell Schedule</a>	
<a href="#">Parent Guardian Release Form</a>	
<a href="#">PTC Membership Form</a>	
<a href="#">Sudden Cardiac Death in Young Athletes</a>	






# Grades

-The **Grades** tab is where you can find your child's report card grades at the end of each marking period. You can click on the course/class to view the teacher's comments.

**MENU**

- Homepage
- Schedule
- Daily Attendance
- Gradebook
-  Progress Reports
- Grades**
- 
- 
- 
- Food Services
- Meal Application
- Parent Questions
- Contacts

**GRADES** 2021-2022

Title	Teacher	MP1	MP2	MTX	MTG	MP3	MP4	FX	FG
<b>English Language Arts 7 - Honors</b> 0172/01									
<b>Social Studies 7</b> 0271/10									
<b>Science 7</b> 0471/06									
<b>PE/Health</b> 0670/09									
<b>Band - 7</b> 0772/01									

# Food Services

-The **Food Services** tab is where you can find your child's lunch account information, purchase history, and meal calendar.

**MENU**

- Homepage
- Schedule
- Daily Attendance
- Gradebook
- 
- Progress Reports
- Grades
- 
- 
- 
- Food Services
- Meal Application
- Parent Questions
- Contacts
- Documents



**FOOD SERVICES** 2021-2022

**Current Account Summary**

<b>Pre-Paid Lunches:</b>	0
<b>Pre-Paid Breakfasts:</b>	0
<b>Pre-Paid Milks:</b>	0
<b>Account Balance:</b>	<b>\$38.00</b>

[Account Info](#) [Purchase History](#) [Meal Calendar](#)

# Meal Application

-The Meal Application tab is where you can find the document to apply for free and reduced lunch for your child.

**MENU**

- Homepage
- Schedule
- Daily Attendance
- Gradebook
- 
- Progress Reports
- Grades
- 
- 
- 
- Food Services
- Meal Application
- Parent Questions
- Contacts
- Documents

**MEAL APPLICATION** 2021-2022

Haga clic aquí para la versión en español de la aplicación de comida

Application Documents - Review BEFORE Continuing

- [2021-2022 Free and Reduced School Meal Application, English.pdf - English Meal Application](#)
- [2021-2022 Free and Reduced School Meal Application, Spanish.pdf - Spanish Meal Application](#)
- [2021-2022 SSO Letter to Parent, English.pdf - English Letter to Parent](#)
- [2021-2022 SSO Letter to Parent, Spanish.pdf - Spanish Letter to Parent](#)
- [Instructions for Free and Reduced School Meal Application, English.pdf - English Application Instructions](#)
- [Instructions for Free and Reduced School Meal Application, Spanish.pdf - Spanish Application Instructions](#)
- [Sharing Information Form, English.pdf - English Sharing Information Form](#)



# Parent Questions

-The Parent Questions tab is where you can see documents with information regarding military status, chromebook protection plans, technology agreement, media release, and year book permissions.

The first time you log in to Parent Portal every new school year, it will prompt you to answer questions regarding the information above.

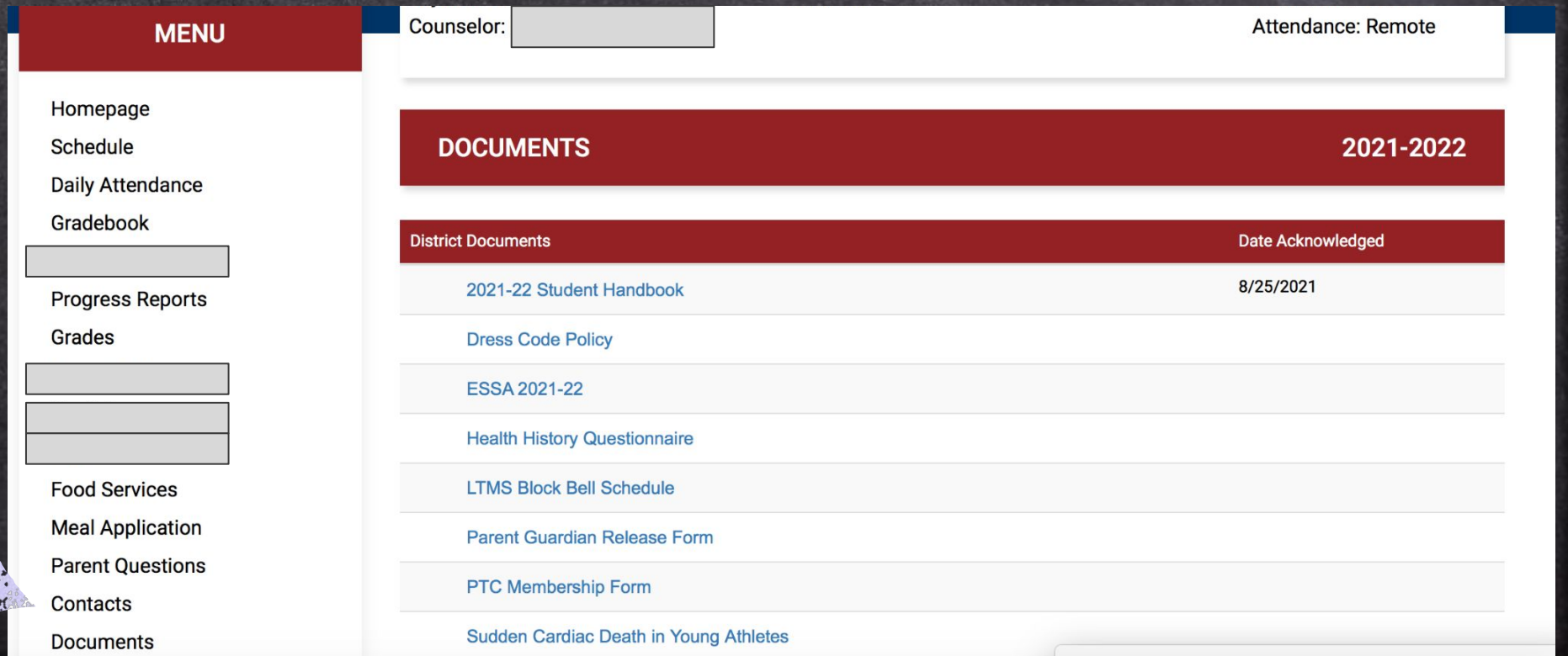
MENU
Homepage
Schedule
Daily Attendance
Gradebook
Progress Reports
Grades
Food Services
Meal Application
Parent Questions
Contacts
Documents

PARENT QUESTIONS		
Question	Answer	Current Answer
* Does this student have a parent or guardian on Active Duty, in the National Guard, or in the Reserve components of the US Military Services?	1 = Not Military Connected	Not Military Connected
The following is a completely optional protection plan for families who have a district provided Chromebook assigned to a student who may be expected to travel to and from school with their device. If you would like the Chromebook Protection Plan and do not qualify for Free and Reduced lunch, the fee can be paid through PaySchools at <a href="https://www.payschoolscentral.com/">https://www.payschoolscentral.com/</a> . Click here for complete details about the Chromebook Protection Plan.	--Please Select--	
* I have read the Lacey Township School District Acceptable Use Policy Student Agreement. I give permission for my child to access all components of the district electronic network that includes access to the internet, computer equipment, and related equipment. Click here for the Lacey Township School District Acceptable Use Policy Student Agreement.	Yes	Yes
* I/We GRANT permission for this student's name, photo/image and all other personal identifiers described above to be published on the school and/or district's public Internet site and any social media sites run by the district. This permission also allows for the name, photo/image and personal identifiers to be used in newsletters, presentations, flyers and press releases, on TV-21, and in outside news publications and broadcasts as described above.	Yes	Yes
* I/We GRANT permission for this student's name and photo/image to be published in the yearbook.	Yes	Yes
<a href="#">Save My Answers</a>		

# Contacts

-The **Contacts** tab is where you update your personal information and emergency information.

This is extremely important to keep updated so that the school has the correct information on file.



The screenshot shows a school website interface. At the top, there is a navigation bar with a red 'MENU' button on the left and a 'Counselor:' field with a dropdown arrow on the right. Below the menu, there is a list of links: Homepage, Schedule, Daily Attendance, Gradebook, Progress Reports, Grades, Food Services, Meal Application, Parent Questions, Contacts, and Documents. The 'Contacts' link is highlighted with a blue arrow. To the right of the menu, there is a 'Documents' section with a red header and a '2021-2022' label. Below this, there is a table with two columns: 'District Documents' and 'Date Acknowledged'. The table contains the following entries:

District Documents	Date Acknowledged
<a href="#">2021-22 Student Handbook</a>	8/25/2021
<a href="#">Dress Code Policy</a>	
<a href="#">ESSA 2021-22</a>	
<a href="#">Health History Questionnaire</a>	
<a href="#">LTMS Block Bell Schedule</a>	
<a href="#">Parent Guardian Release Form</a>	
<a href="#">PTC Membership Form</a>	
<a href="#">Sudden Cardiac Death in Young Athletes</a>	

# Documents

-The Documents tab is where you can find important school policy information and many of the back-to-school forms as the district is trying to go green!

**MENU**

- Homepage
- Schedule
- Daily Attendance
- Gradebook
- Progress Reports
- Grades
- Food Services
- Meal Application
- Parent Questions
- Contacts
- Documents

Counselor

Attendance: Remote

**DOCUMENTS** 2021-2022

District Documents	Date Acknowledged
<a href="#">2021-22 Student Handbook</a>	8/25/2021
<a href="#">Dress Code Policy</a>	
<a href="#">ESSA 2021-22</a>	
<a href="#">Health History Questionnaire</a>	
<a href="#">LTMS Block Bell Schedule</a>	
<a href="#">Parent Guardian Release Form</a>	
<a href="#">PTC Membership Form</a>	
<a href="#">Sudden Cardiac Death in Young Athletes</a>	

# Linking Accounts

-If you have more than one student in the district, you can link the accounts so you do not have two separate accounts when logging into the Portal.

**Step 1-** Click on the 3 lines at the top right of the screen.



660 Denton Avenue, Forked River, NJ 08731  
**Main Office: 609-242-2100**



**Student ID:**

**Attendance:**

**Step 2-** Choose Link/Switch Students

660 Denton Avenue, Forked River, NJ 08731  
**Main Office: 609-242-2100**



 My Student

 My Account

 **Link/Switch Students**


 Log Out

Link/Switch Students



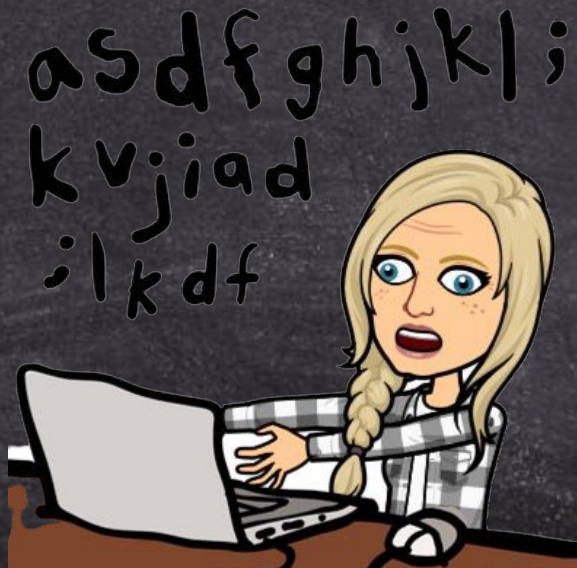
# Linking Accounts

**Step 3-** It will prompt you to sign in with your other child's password. Your children's accounts have been linked when you see the image below.

LINKED STUDENTS	2021-2022
	<a href="#">Change to Student</a> <a href="#">Remove Linked Student</a>

# How Often Should I Log on?

Parents are encouraged to check their child's gradebook at least once a week. The online gradebook increases transparency, allows parents and students to see the overall grade in each class, and makes it convenient to check for missing assignments. With just the click of a button, you can access academic progress and monitor throughout the marking period/school year.




# Google Classroom vs Parent Portal

## Google Classroom

- Platform that posts assignments that students complete.
- Assignments are posted daily.
- It is the teachers preference whether or not they grade assignments through GC or utilize the gradebook feature.
- Will not show all missing work if it is an assignment outside of GC.
- Does not show students current grade in the overall class.
- Can communicate to teacher through GC.
- Should check GC every day.

## Parent Portal

- Parent Portal is a view of the teacher's gradebook. It does not post assignments to be completed by students.
- PP is **NOT** updated daily.
- All graded work will be posted in PP.
- PP will reflect ALL missing work.
- Will show students current grade in the overall class.
- Can not communicate to teacher through PP.
- Should check once a week.

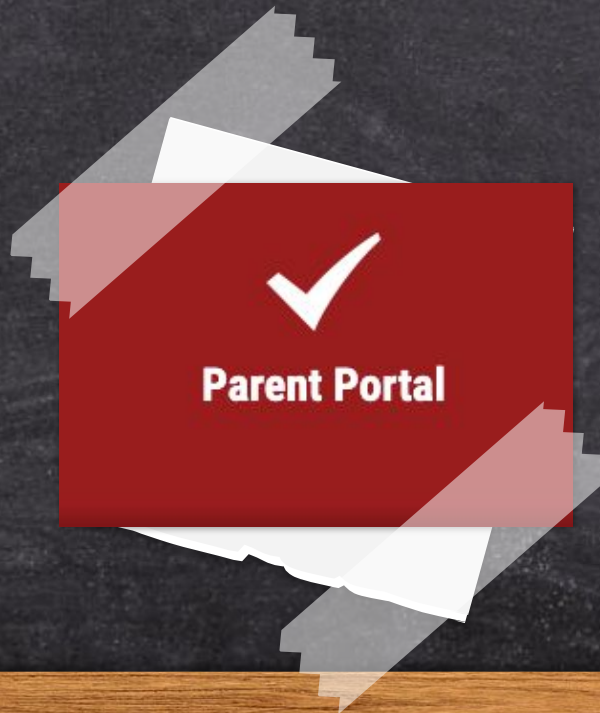


# Q & A

What questions do you have for us about Parent Portal?

Please email us with any questions you may have!

[agilbert@laceyschools.org](mailto:agilbert@laceyschools.org)  
[jshaffer@laceyschools.org](mailto:jshaffer@laceyschools.org)  
[asimmons@laceyschools.org](mailto:asimmons@laceyschools.org)





# Thank you!

We hope you found this slideshow informative. Reach out to your child's teacher with any additional questions!

